

SR 1660

Heat resistant epoxy systems

Systems developed for high service temperature tooling from 120°C up to over 200°C continuously depending on the chosen hardener.

SD 7820 & SD 2630

Two component epoxy systems for parts or tooling with a service temperature up to 120°C, 160°C peak

Excellent chemical resistance, resistance to oxidization, low exothermic peak.

For laminating, press moulding, casting or injection.

Application type : Composite tooling for “120°C” prepreg, thermoforming tooling, structural parts with a high service temperature.

SD 1305

Two component epoxy systems for parts or tooling with a service temperature up to 140°C, 180°C peak

Excellent chemical resistance, resistance to oxidization, low exothermic peak.

For laminating, press moulding, casting or injection.

Application type : Composite tooling for “140°C” prepreg, thermoforming tooling, structural parts with a high service temperature.

Epoxy resin SR 1660

		SR 1660
Aspect / colour		Yellow liquid
Viscosity (mPa.s) @ 15 °C		20 000 ± 4 000
Rheometer @ 20 °C		8 500 ± 1 500
CP 50 mm @ 25 °C		4 000 ± 1 000
Shear rate 10 s ⁻¹	@ 30 °C	2 100 ± 500
	@ 40 °C	700 ± 150
	@ 50 °C	330 ± 65
	@ 60 °C	155 ± 30
	@ 70 °C	85 ± 17
	@ 80 °C	50 ± 10
	@ 90 °C	32 ± 6
Density @ 20 °C		1.15 ± 0.01
Pycnometer ISO 2811-1		
Storage		Does not crystallize

Hardeners SD xxxx

	SD 1305	SD 2630	SD 7820
Reactivity	"Ultra slow"	"Very slow"	« Slow »
Aspect / colour	Dark yellow liquid	Reddish yellow liquid	Clear to light yellow liquid
Viscosity (mPa.s) @ 15 °C	426 ± 80	430 ± 80	120 ± 20
Rheometer @ 20 °C	278 ± 50	250 ± 50	80 ± 15
CP 50 mm @ 25 °C	173 ± 30	150 ± 30	60 ± 15
Shear rate 10 s ⁻¹	@ 30 °C	110 ± 20	45 ± 10
	@ 40 °C	55 ± 10	25 ± 5
	@ 50 °C	27 ± 5,5	
	@ 60 °C	17 ± 3,5	
	@ 70 °C	11 ± 2	
Density @ 20 °C	0.991 ± 0.01	1.00 ± 0.01	0.96 ± 0.01
Pycnometer ISO 2811-1			

SR 1660 / SD xxxx Mixes

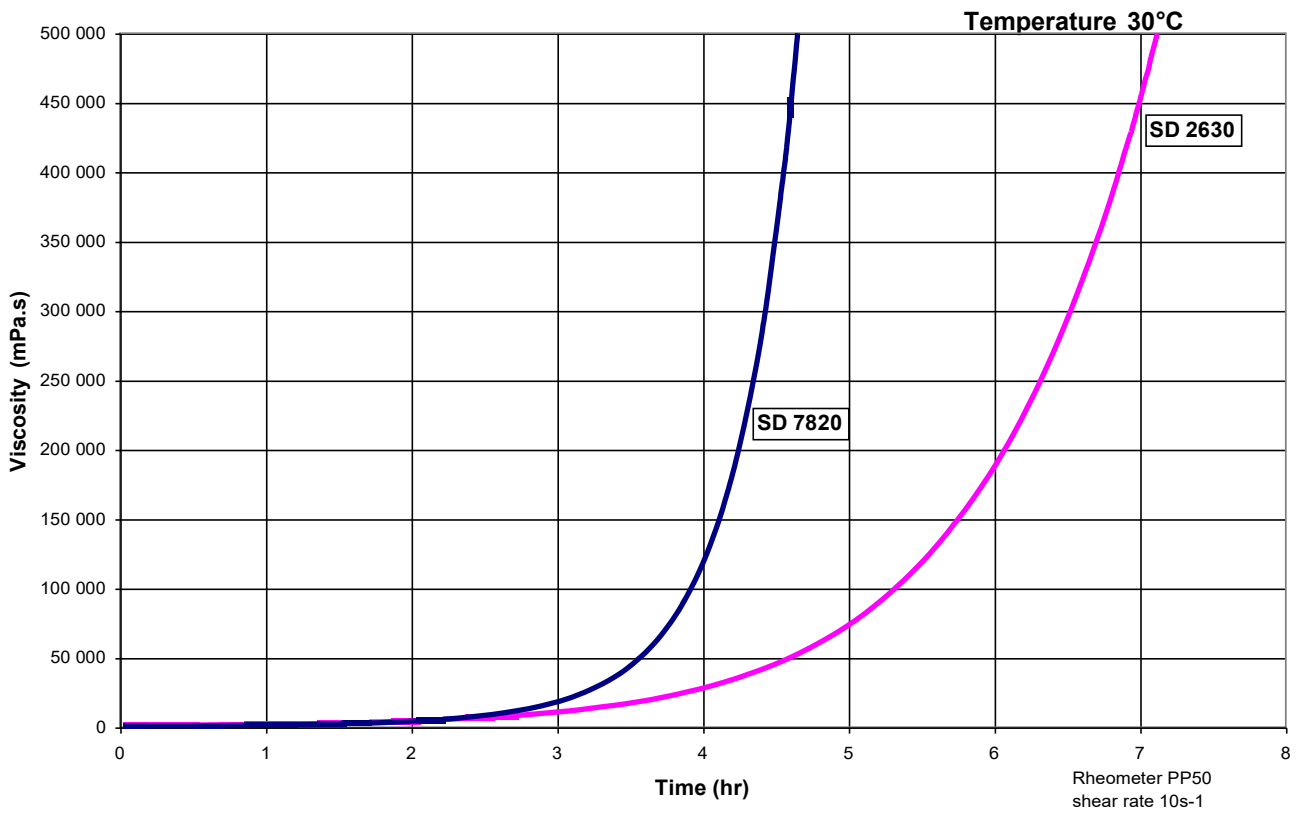
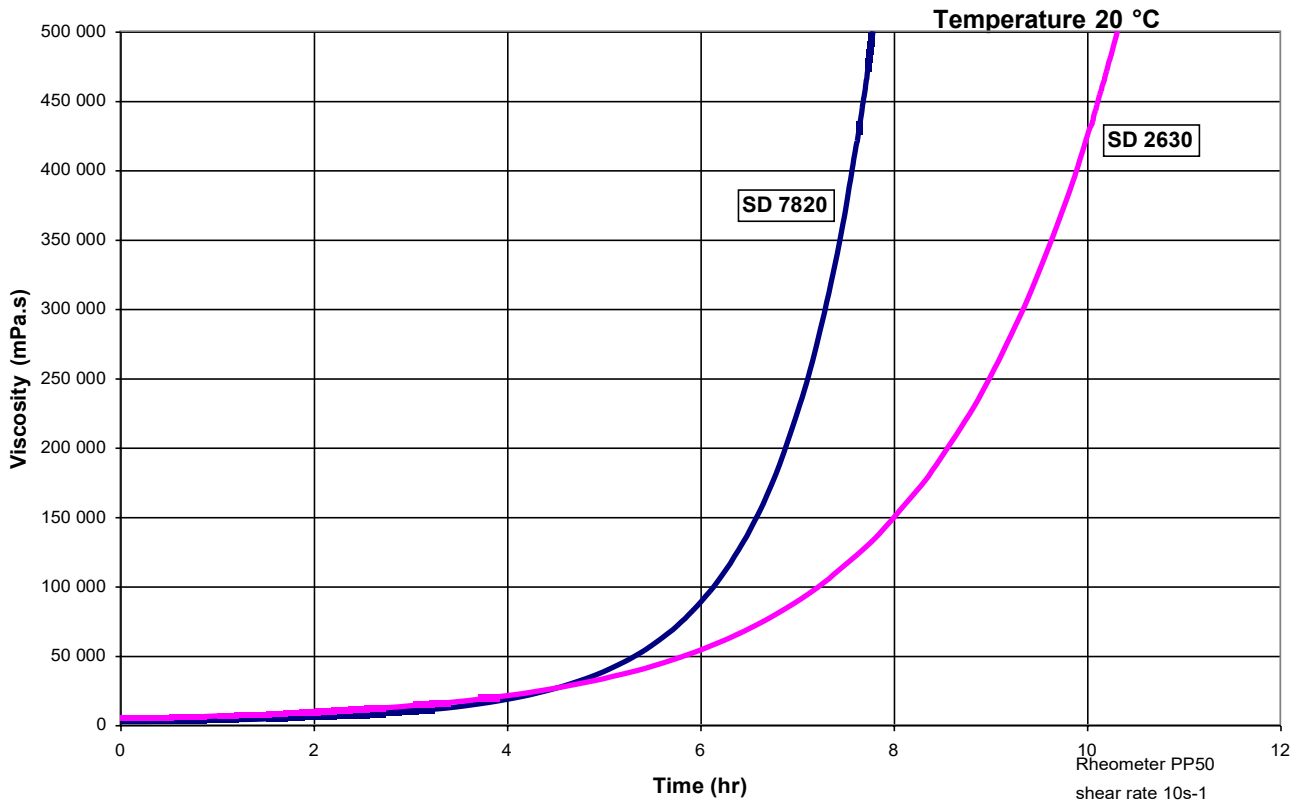
	SR 1660 / SD 1305	SR 1660 / SD 2630	SR 1660 / SD 7820
Viscosity (mPa.s)			
Rheometer @ 20 °C	4 000 ± 800	4 650 ± 800	2 400 ± 500
CP 50 mm @ 30 °C	1 000 ± 200	1 250 ± 250	750 ± 150
Shear rate 10 s ⁻¹	@ 40 °C		240 ± 50
	@ 50 °C	300 ± 50	150 ± 30
	@ 60 °C	150 ± 30	80 ± 20
	@ 70 °C	60 ± 10	
	Weight ratio	100 / 32	100 / 31
Volume ratio	100 / 39	100 / 36	100 / 39
Glass Transition Tg1 max. (°C)	165	150	150

Glass transition DSC : ISO 11357-2 : 1999 -5°C to 250°C under nitrogen gaz
 Tg1 or Onset : 1st point at 20 °C/mn
 Tg1 maximum or Onset : second passage

Mix reactivity SR 1660 / SD xxxx

	SR 1660 / SD 1305	SR 1660 / SD 2630	SR 1660 / SD 7820
Exothermic temperature on 500 g mix (°C):			
@ 20 °C	-	35	180
@ 30 °C	-	70	>210
@ 40 °C	85	205	>210
Time to reach exothermic peak on 500 g mix:			
@ 20 °C	-	7 h 45'	6 h
@ 30 °C	-	4 h	1 h 50'
@ 40 °C	2 h	1 h 20'	54'

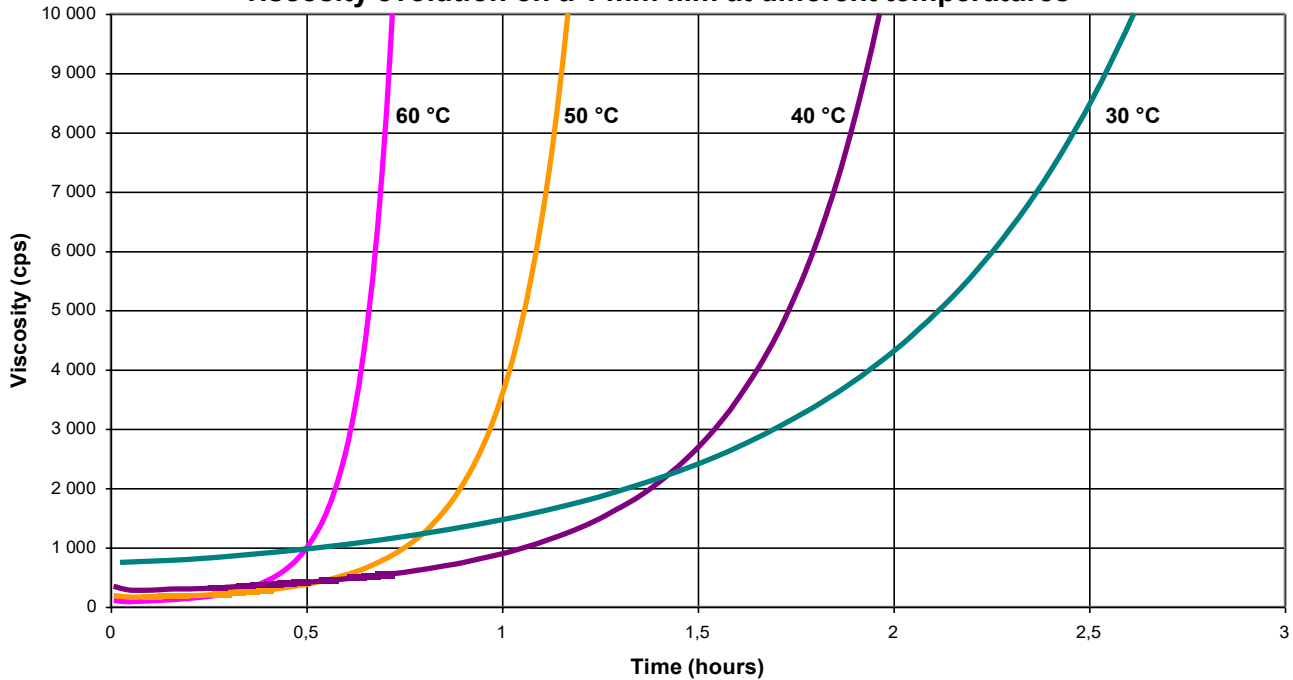
Reactivity – Viscosity evolution on a 1 mm film



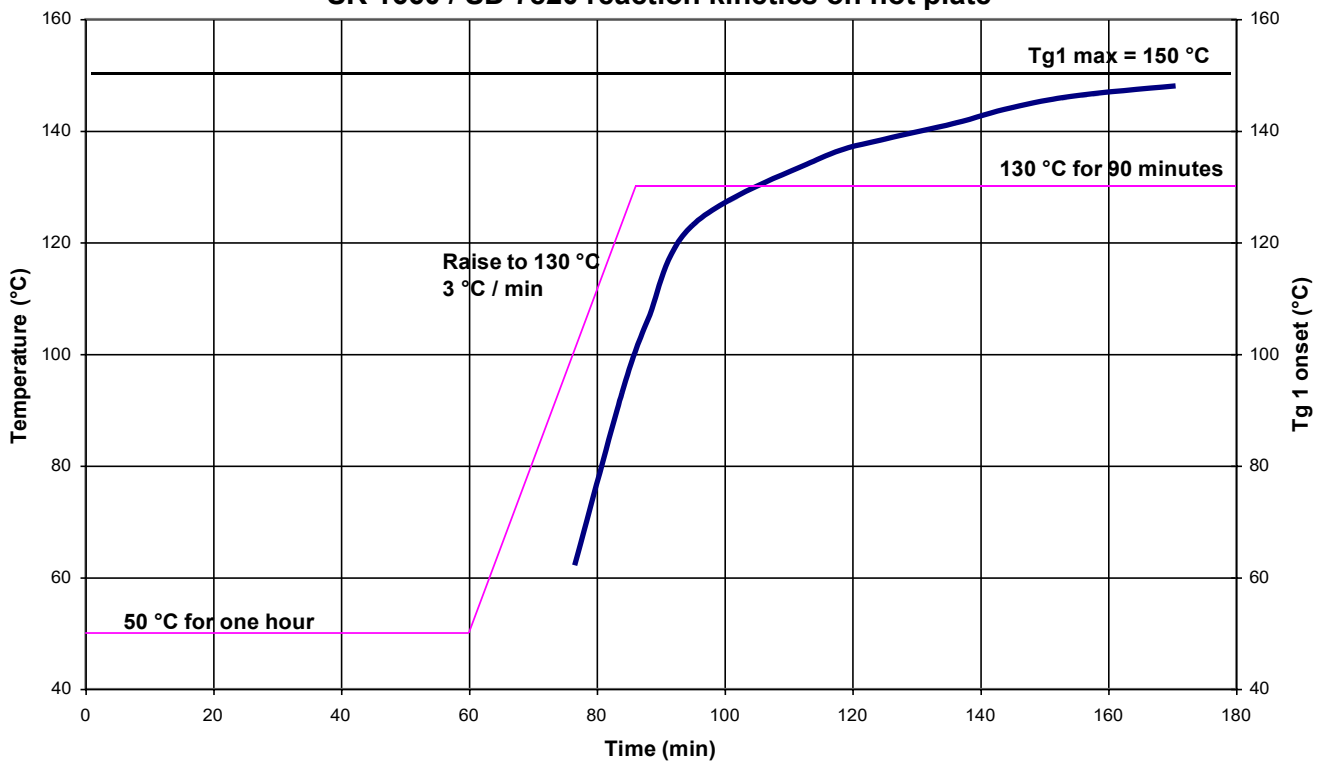
Example of SR 1660 / SD 7820 for infusion

SR 1660 / SD 7820
100 / 32 g

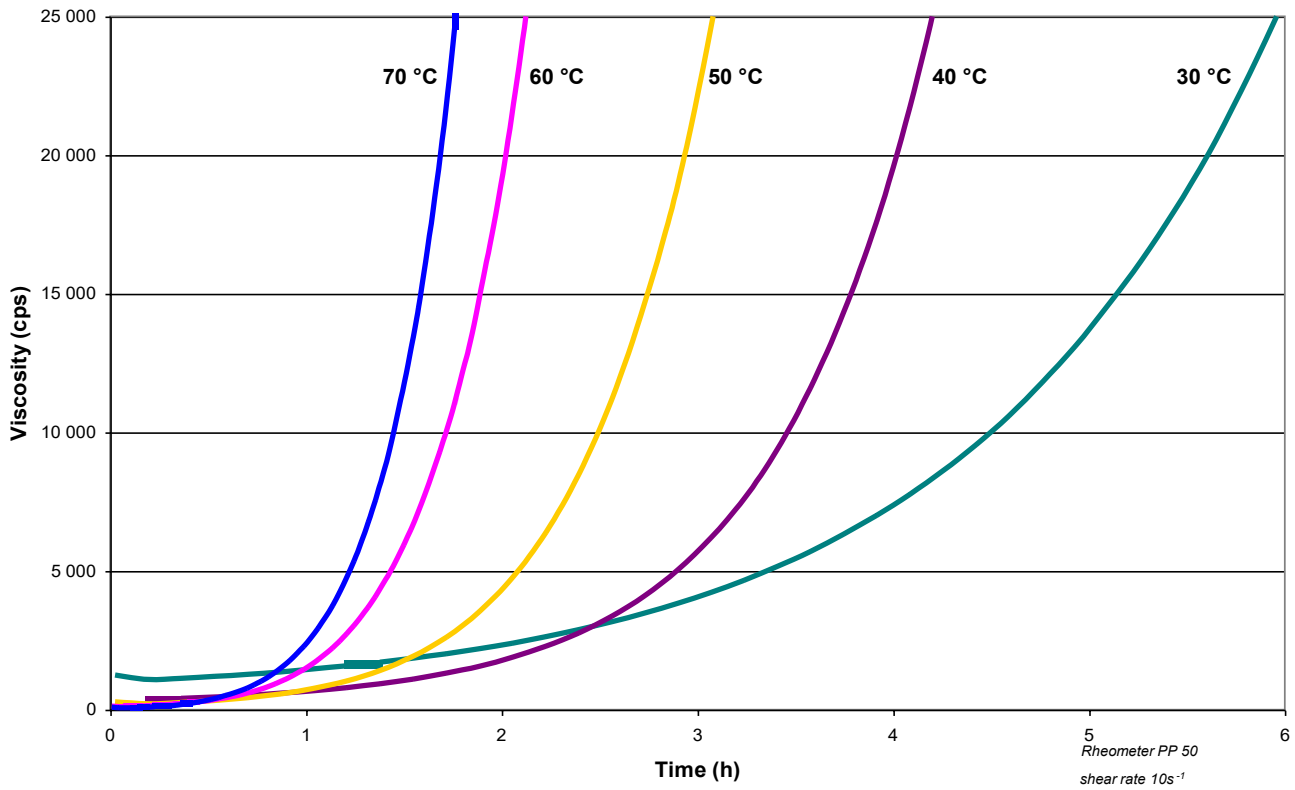
viscosity evolution on a 1 mm film at different temperatures



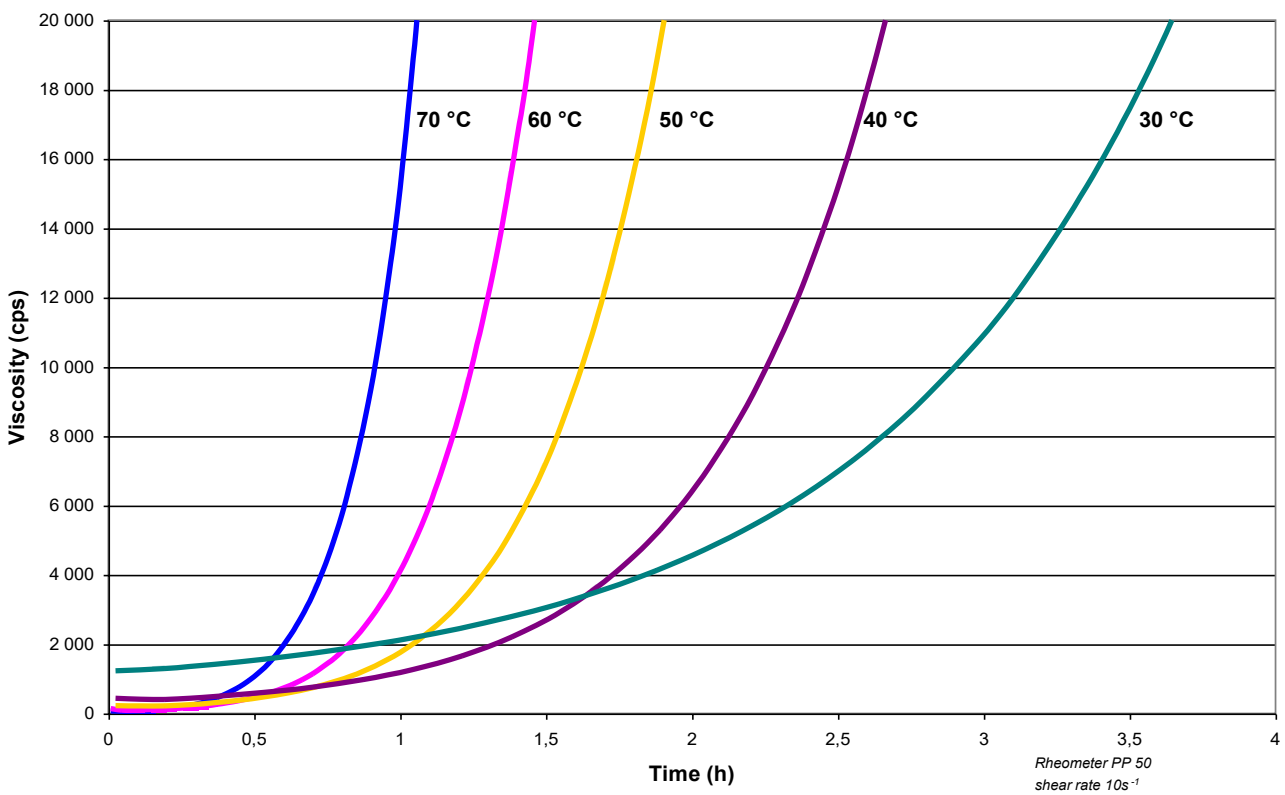
SR 1660 / SD 7820 reaction kinetics on hot plate



SR 1660 / SD 1305 film reactivity in warm conditions



SR 1660 / SD 2630 film reactivity in warm conditions



Casting: epoxy system/ Aluminium granules 200 / 1000 microns :

Resin / hardener Mix: 1 kg
Aluminium granules: 1.3 to 2 kg

Maximum thickness of casting @ 20 °C
With **SR 1660** / **SD 7820** : 15 cm maximum
With **SR 1660** / **SD 2630** : 30 cm maximum


Post cure cycle for tooling with high dimensional stability required:

48 h @ 25°C + 24 h @ 30°C + 12 h @ 50°C (release possible at this stage, better if post cured at 60°C before release) + 3 h @ 70°C + 3 h 90°C + 3 h 110°C + 3 h @ 130°C + 3 h @ 150°C.

With **SD 1305**, an additional 4 hours of post-curing at 160 °C is recommended

About casting for tooling, see also the Fill Cast 21

Mechanical properties on cast resin:

		SR 1660 / SD 2630			SR 1660 / SD 7820			
		48 h TA + 16 h 60 °C + 6 h 100 °C	48 h TA + 16 h 60 °C + 4 h 120 °C	48 h TA + 16 h 60 °C + 3 h 150 °C	48 h TA + 16 h 60 °C	48 h TA + 8 h 60 °C + 4 h 90 °C	48 h TA + 8 h 60 °C + 4 h 90 °C + 4 h 120 °C	48 h TA + 8 h 60 °C + 4 h 90 °C + 4 h 120 °C + 4 h 150 °C
Cure cycles								
Tension								
Modulus of elasticity	N/mm ²	3100	2760	2500	2850	2550	2200	2100
Maximum resistance	N/mm ²	85	83	65	81	68	63	65
Resistance at break	N/mm ²	85	83	65	81	68	63	65
Elongation at max. resistance	%	4.7	4.6	3.3	3.8	3.6	4.1	4.5
Elongation at break	%	4.7	4.6	3.3	3.8	3.6	4.1	4.5
Flexion								
Modulus of elasticity	N/mm ²	3100	2950	3000	3400	2950	2700	2450
Maximum resistance	N/mm ²	130	127	121	130	121	107	102
Elongation at max. resistance	%	6.5	6.8	4.9	5.3	6.5	7.1	6.3
Elongation at break	%	7.7	7.8	4.9	6.4	7.6	7.6	6.4
Compression								
Compressive yield strength	N/mm ²	119	120		110	117	116	122
Offset compressive yield	%	16	12		11.6	13.6	12.4	14.1
Charpy impact strength								
Charpy impact strength	KJ/m ²	22	18	19	24	20	14	15
Glass Transition / DSC								
Tg1	°C	118	128	147	90	114	141	150
Tg1 max.	°C			149				150

Tests carried out on samples of pure cast resin, without prior degassing, between steel plates.

Measures undertaken according to the following norms :

Tension: NF T 51-034
 Flexion : NF T 51-001
 Compression: NF T 51-101
 Charpy impact strength: NF T 51-035
 Glass transition DSC : ISO 11357-2 : 1999 -5°C to 180°C under nitrogen gaz
 Tg1 or Onset : 1st point at 20 °C/mn
 Tg1 maximum or Onset : second passage

AT : Ambient Temperature

		SR 1660 / SD 1305		
		48 h TA + 16 h 60 °C + 6 h 100 °C	48 h TA + 16 h 60 °C + 4 h 120 °C	48 h TA + 16 h 60 °C + 3 h 150 °C
Cure cycles ➔				
Tension				
Modulus of elasticity	N/mm ²	3300	3000	3000
Maximum resistance	N/mm ²	90	80	83
Resistance at break	N/mm ²	89	78	81
Elongation at max. resistance	%	5.1	4.0	5.0
Elongation at break	%	5.1	4.0	5.0
Flexion				
Modulus of elasticity	N/mm ²	3100	2900	2700
Maximum resistance	N/mm ²	133	126	126
Elongation at max. resistance	%	5.2	5.3	6.5
Elongation at break	%	5.4	5.3	6.7
Compression				
Compressive yield strength	N/mm ²	127	127	120
Offset compressive yield	%	8.6	9.8	10.8
Charpy impact strength				
	KJ/m ²	23	17	19
Glass Transition / DSC				
Tg1	°C	121	147	159
Tg1 max.	°C			157

Tests carried out on samples of pure cast resin, without prior degassing, between steel plates.

Measures undertaken according to the following norms :

Tension: NF T 51-034

Flexion : NF T 51-001

Compression: NF T 51-101

Charpy impact strength: NF T 51-035

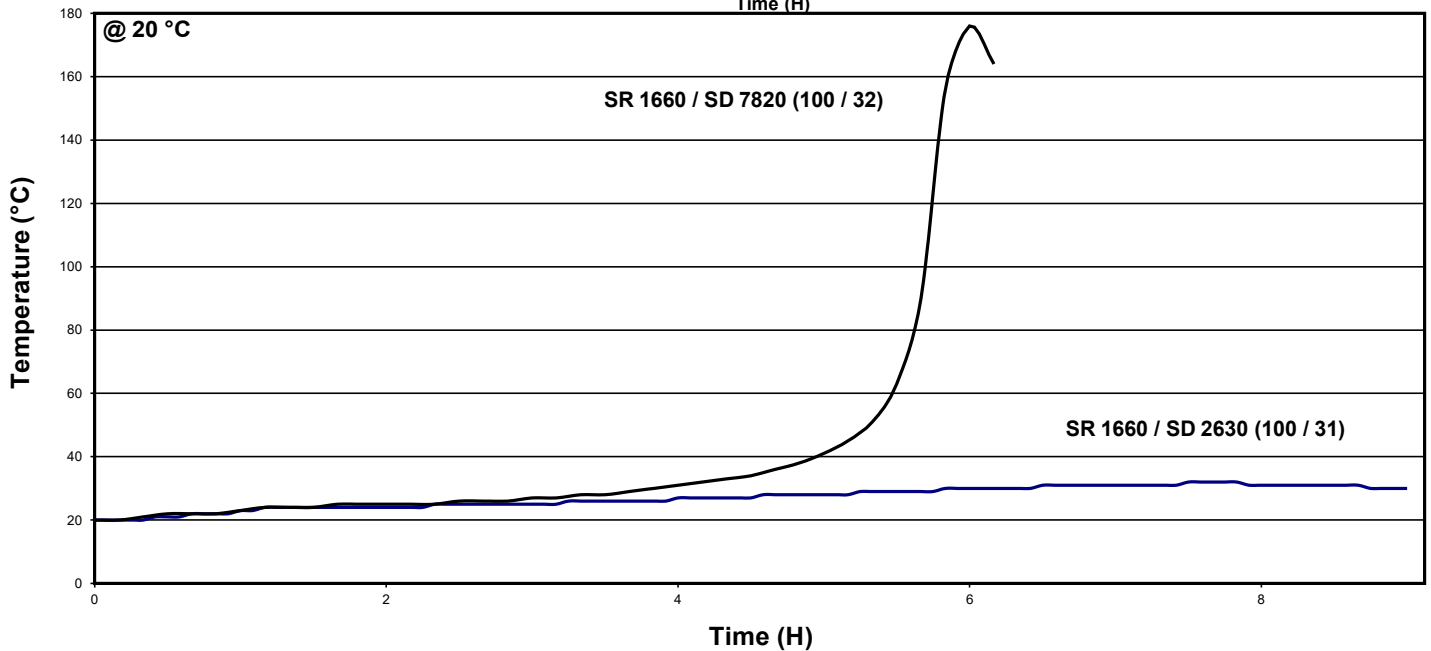
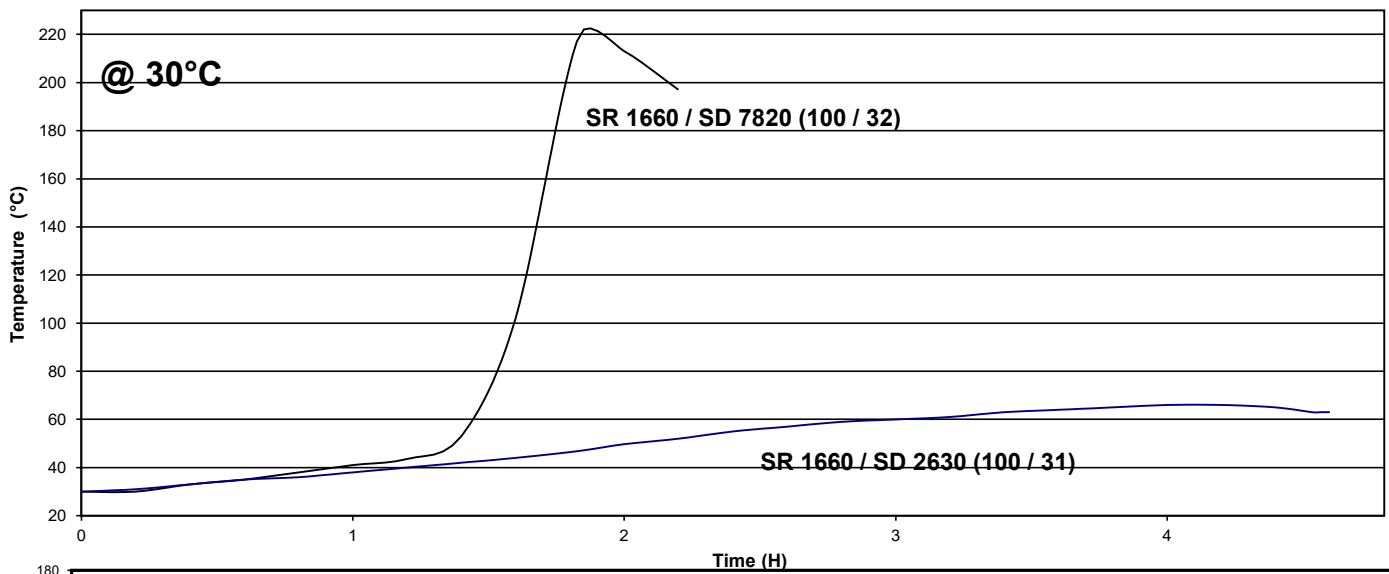
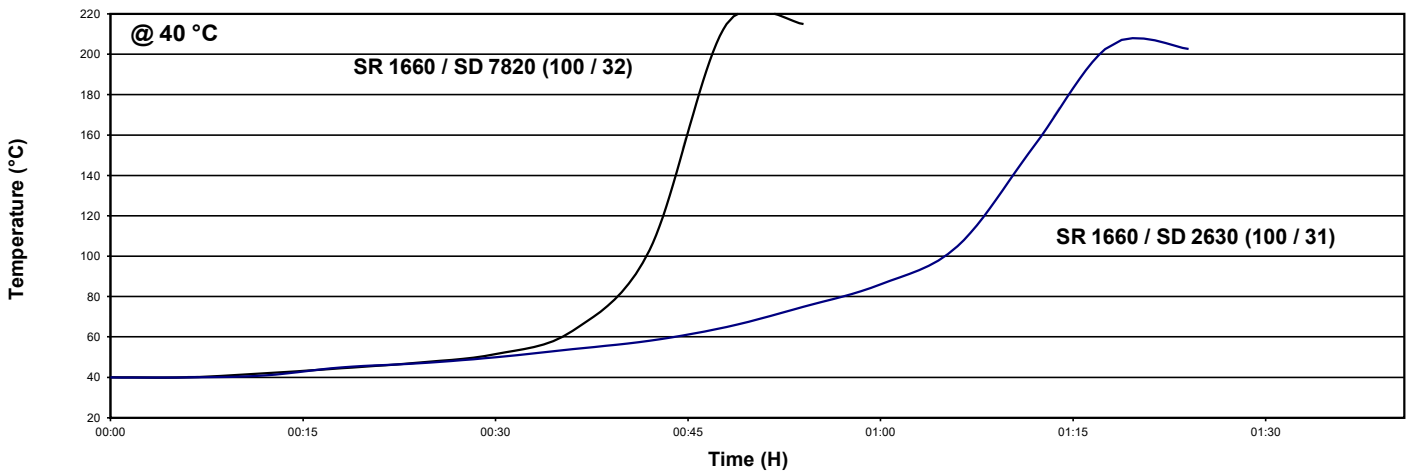
Glass transition DSC : ISO 11357-2 : 1999 -5°C to 180°C under nitrogen gaz

Tg1 or Onset : 1st point at 20 °C/mn

Tg1 maximum or Onset : second passage

AT : Ambient Temperature

Exothermic temperature on 500 g Mix



The informations that we give by writing or verbally, in the context of our technical assistance and our trials, do not engage our responsibility. We advice the users of SICOMIN's epoxy system, to verify by some practical trials if our products are suitable for the envisaged processes and applications. The use, the implementation and the transformation of the supplied products, are not under our control and your responsibility only will respond for it.

If our responsibility should nevertheless be involved, it would be, for all the damages, limited to the value of the goods supplied by us and implemented by you. We guaranty the non-reproachable quality of our products, in the general context of sales and delivery.